

HTC-105E

3-Axis COLOR DOME

The DSP 3-Axis Color DOMED camera HTC-105E incorporates advanced 1/3" high performing CCD Sensor and digital signal processor (DSP) circuit.

HTC-105E (NTSC) Color Camera incorporates the 1/3" CCD sensor 380,000 pixels

HTC-105E (PAL) Color Camera incorporates the 1/3" CCD sensor 440,000 pixels

GAIN CONTROL(GC)- ON/OFF Switch

The adoption of an AUTOMATIC GAIN CONTROL (AGC) provides clear image in low light condition.

ELECTRONIC SHUTTER(ES)- ON/OFF Switch

The 3-Axis Color DOMED Camera HTC-105E incorporates the Electronic Shutter up to 1/100,000.

BACK LIGHT COMPENSATION (BLC)—ON/OFF Switch

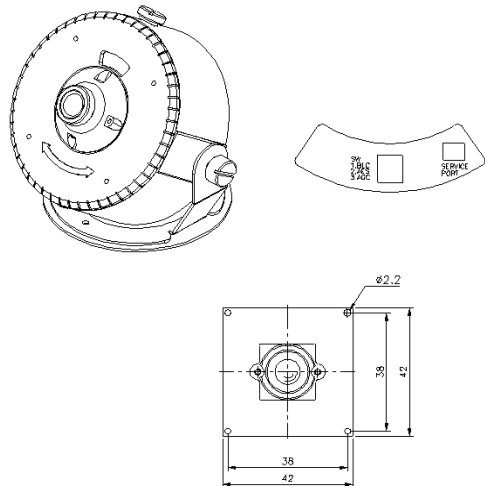
As you take a picture with strong light behind the subject, the picture would be looked very dim on the subject.

In this case, you should select BLC ON, the AES should be in ON position.

NOTE: When you select BLC ON, the AES should be in ON position.

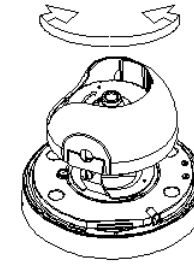
LENS

The 3-Axis Color DOMED Camera HTC-105E includes a 3.6mm board lens applications.

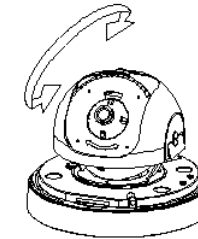


3-AXIS ADJUSTMENTS

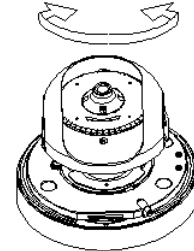
The 3-Axis camera maximum rotation and placement angel diagrams are shown in the following.



① Horizontal Rotation: 180°



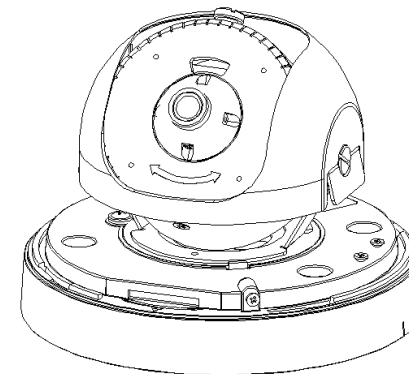
② Tilt: 75°



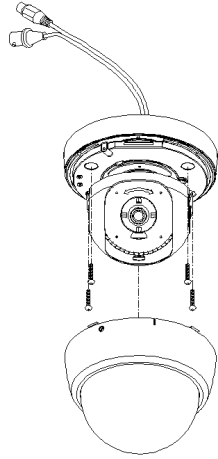
③ Pan: 175°

INSTALLATION PROCEDURE

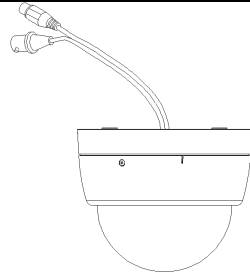
Camera will be installed as below when Ex-factory



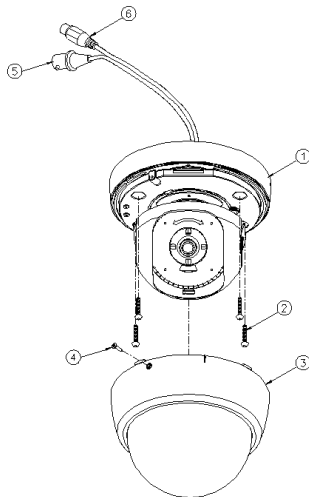
STEP 1: Use screw driver to tight up 4 attached 1/32" x1" screws first, then refit the dome cover.



STEP2: Complete installation



OVERVIEW



INDICATION PARTS

1. 3-Axis Dome camera
2. 1/32" x1" screws
3. Plastic dome cover
4. M2.6*10mm flat screw
5. BNC cable
6. Power cable

SPECIFICATOINS

ITEM NO.	HTC-105E	
PICK UP DEVICE	1/3" CCD Image Sensor	
SYSTEM	NTSC	PAL
PICTURE ELEMENTS H* V	768*494	752*582
H. SYNC. FREQUENCY	15.734 KHz	15.625 KHz
V. SYNC. FREQUENCY	59.94Hz	50Hz
HORIZONTAL RESOLUTION	580TVL	
SCANNING SYSTEM	2 : 1 Interlace	
SENSITIVITY	1.0 Lux	
SYNCHRONIZATION	Internal	
S/N RATIO	MORE THAN 48 dB (AGC OFF)	
BACK LIGHT COMPENSATION	ON/OFF Switch	
ELECTRONIC SHUTTER	ON/OFF Switch; Range 1/50 (1/60)Up to 1/100,000	
GAIN CONTROL	ON/OFF Switch	
GAMMA	0.45	
LENS	3.6 mm Board lens at F2.0	
VIDEO OUTPUT	1 Vpp, 75 Ohms	
POWER SUPPLY	DC 12V	
POWER CONSUMPTION	120 mA	
WEIGHT	gr	700
DIMENSIONS (Ø*H)	Ø132* 108mm	
STORAGE TEMPERATURE	-30 to + 60 °C	
OPERATON TEMPERATURE	-10 to + 45 °C	

*SPECIFICATIONS ARE SUBJECT TO CHANGE WITHOUT NOTICE.